

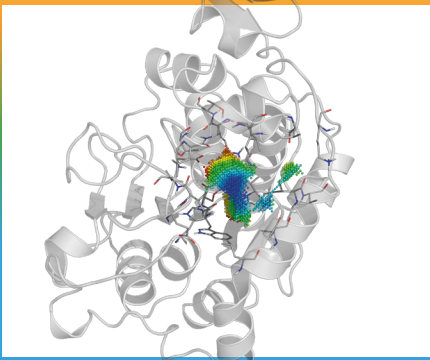


**Innophore**  
enzyme discovery



[www.innophore.com/apps](http://www.innophore.com/apps)

**CaLB**  
Candida Antarctica Lipase B



PDB-Code	1TCA
EC	3.1.1.3
Sequence length	317
Active site volume	130 Å <sup>3</sup>
Cavity count	1

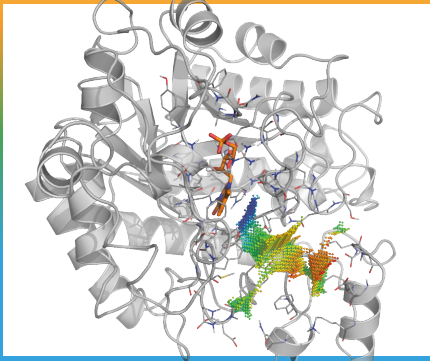


**Innophore**  
enzyme discovery



[www.innophore.com/apps](http://www.innophore.com/apps)

**OYE**  
Old Yellow Enzyme



PDB-Code	1OYA
EC	1.6.99.1
Sequence length	400
Active site volume	293 Å <sup>3</sup>
Cavity count	1

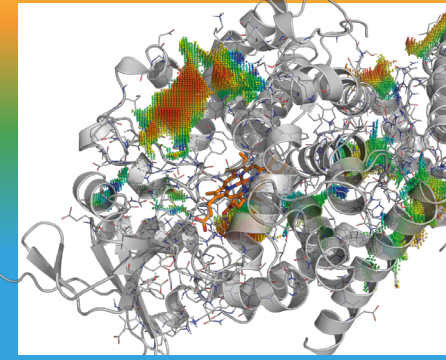


**Innophore**  
enzyme discovery



[www.innophore.com/apps](http://www.innophore.com/apps)

**BM3**  
Bifunctional P-450/NADPH-P450 Reductase



PDB-Code	2X7Y
EC	1.14.14.1/1.6.2.4
Sequence length	455
Active site volume	442 Å <sup>3</sup>
Cavity count	12

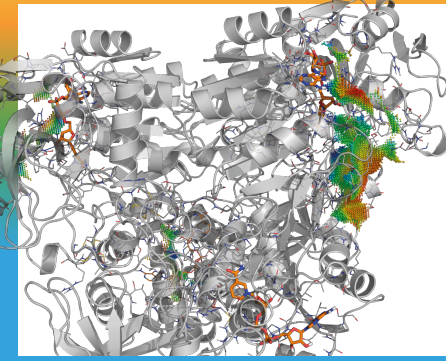


**Innophore**  
enzyme discovery



[www.innophore.com/apps](http://www.innophore.com/apps)

**ADH-A**  
Secondary alcohol dehydrogenase



PDB-Code	3JV7
EC	1.1.1.1
Sequence length	345
Active site volume	53 Å <sup>3</sup>
Cavity count	12

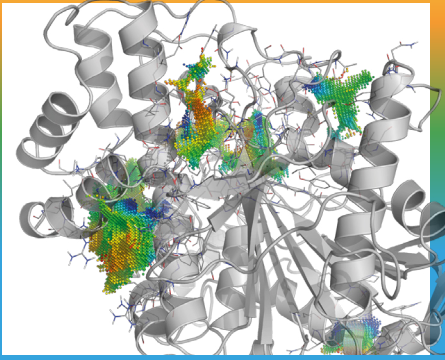


**Innophore**  
enzyme discovery



[www.innophore.com/apps](http://www.innophore.com/apps)

**hAChE**  
humane Acetylcholinesterase



PDB-Code	4PQE
EC	3.1.1.7
Sequence length	542
Active site volume	209 Å <sup>3</sup>
Cavity count	6